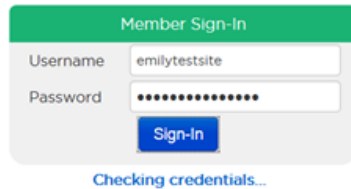


HOW TO ADD MULTIPLE AEDs TO ONE SITE

Go online to <https://secure.heart-safe.ca/default.cfm>
Login to the Member Sign-In with your username and password



Member Sign-In

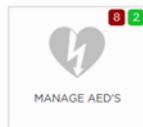
Username: emilytestsite

Password: [masked]

Sign-In

Checking credentials...

Click on the Manage AED Icon



Click on the green "Register a new AED" button

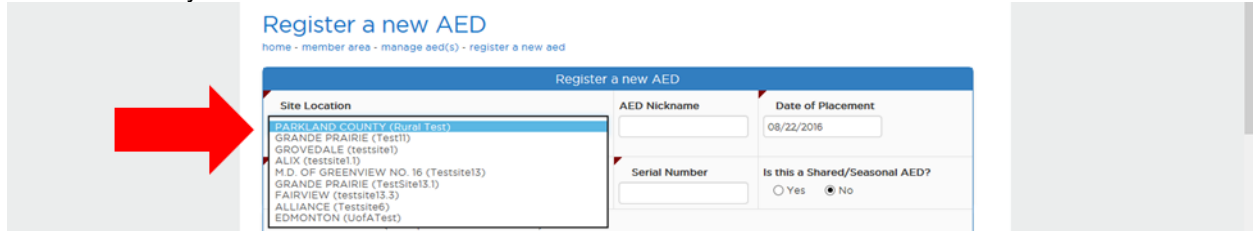


Manage my AED(s)

Register a new AED Export Data

SITE NAME & ID NUMBER	AED ID	AED NICKNAME / MODEL	SERIAL NUMBER	LAST INSPECTION
Rural Test (# 9645)	7076	Jeff Parkland Test Philips HeartStart FRX	A99A-99999	06-Apr-2016
testsite1 (# 9705)	7118	test1 Zoll AED Plus	G00G000000	08-Jun-2016
testsite1 (# 9705)	7206	Philips HeartStart OnSite	SSSSSSSSSS	12-Aug-2016

Select the Site you want to attach the new AED record to



Register a new AED

home - member area - manage aed(s) - register a new aed

Site Location

- PARKLAND COUNTY (Rural Test)
- GRANDE PRAIRIE (Test1)
- GROVEDALE (testsite1)
- ALIX (testsite1.3)
- M.D. OF GREENVIEW NO. 16 (Testsite13)
- GRANDE PRAIRIE (TestSite13.1)
- FAIRVIEW (testsite13.3)
- ALLIANCE (testsite6)
- EDMONTON (UofATest)

AED Nickname

Date of Placement: 08/22/2016

Serial Number

Is this a Shared/Seasonal AED?
 Yes No

Complete the New AED Registration form

NOTE: Using the map tool, you can adjust the exact location of the AED on your Site.

Click Submit to save your new AED

END