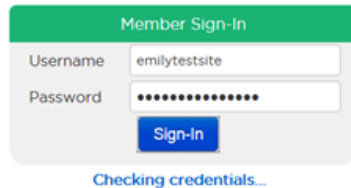


## HOW TO UPDATE YOUR AED BATTERY AND PAD INFORMATION

Go online to <https://secure.heart-safe.ca/default.cfm>  
Login to the Member Sign-In with your username and password



Member Sign-In

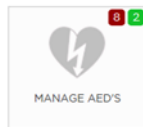
Username: emilytestsite

Password: [masked]

**Sign-In**

Checking credentials...

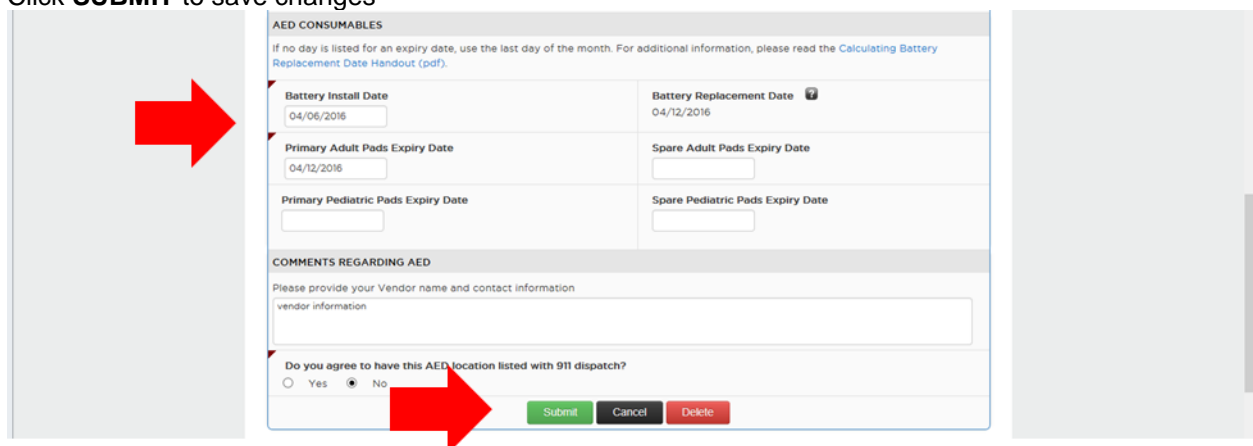
Click on the Manage AED Icon



Click on the AED record you want to update

Manage my AED(s)		Register a new AED	Export Data	
SITE NAME & ID NUMBER	AED ID	AED NICKNAME / MODEL	SERIAL NUMBER	LAST INSPECTION
Rural Test (# 9645)	7076	Jeff Parkland Test Philips   HeartStart FRX	A99A-99999	06-Apr-2016
testsite1 (# 9705)	7118	test1 Zoll   AED Plus	G00G000000	08-Jun-2016
testsite1 (# 9705)	7206	Philips   HeartStart OnSite	SSSSSSSSSS	06-Jul-2016
testsite1.1 (# 9707)	7119	nickname1.1 Zoll   AED Plus	G00G000001	28-Apr-2016

Scroll to the section on the form and enter the new battery install and/ or pad expiry dates  
Click **SUBMIT** to save changes



**AED CONSUMABLES**

If no day is listed for an expiry date, use the last day of the month. For additional information, please read the [Calculating Battery Replacement Date Handout \(pdf\)](#).

<b>Battery Install Date</b> 04/06/2016	<b>Battery Replacement Date</b> 04/12/2016
<b>Primary Adult Pads Expiry Date</b> 04/12/2016	<b>Spare Adult Pads Expiry Date</b>
<b>Primary Pediatric Pads Expiry Date</b>	<b>Spare Pediatric Pads Expiry Date</b>

**COMMENTS REGARDING AED**

Please provide your Vendor name and contact information

vendor information

Do you agree to have this AED location listed with 911 dispatch?

Yes  No

**Submit** **Cancel** **Delete**

**END**