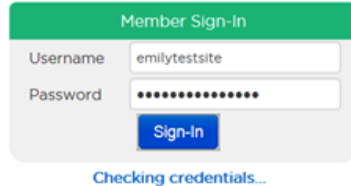


HOW TO COMPLETE AND SUBMIT AED INSPECTION CHECKLIST

Go online to <https://secure.heart-safe.ca/default.cfm>

Login to the Member Sign-In with your username and password



Member Sign-In

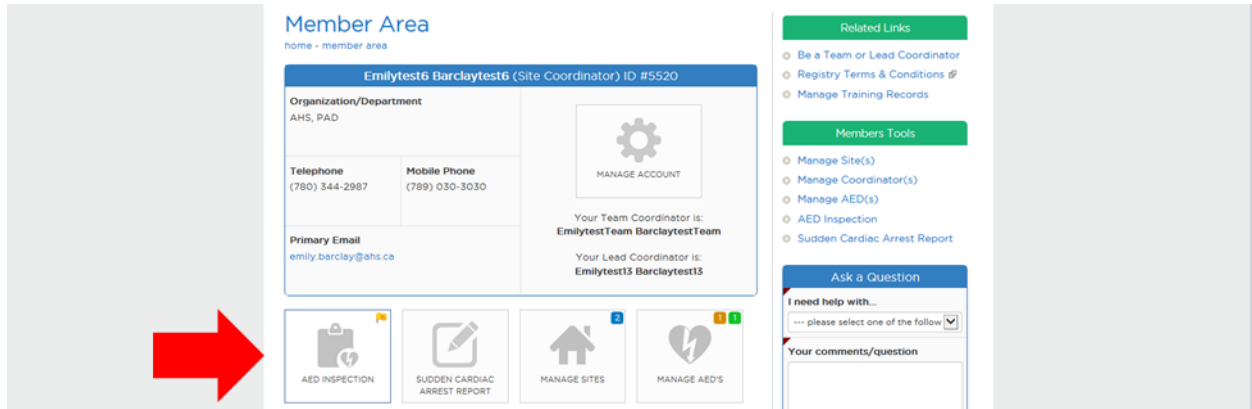
Username: emilytestsite

Password: [masked]

Sign-In

Checking credentials...

Click on the AED Inspection Icon



Member Area

home - member area

Emilytest6 Barclaytest6 (Site Coordinator) ID #5520

Organization/Department: AHS, PAD

Telephone (780) 344-2987 | Mobile Phone (789) 030-3030

Primary Email: emily.barclay@ahs.ca

MANAGE ACCOUNT

Your Team Coordinator is: Emilytest Team Barclaytest Team

Your Lead Coordinator is: Emilytest13 Barclaytest13

Related Links:

- Be a Team or Lead Coordinator
- Registry Terms & Conditions
- Manage Training Records

Members Tools:

- Manage Site(s)
- Manage Coordinator(s)
- Manage AED(s)
- AED Inspection
- Sudden Cardiac Arrest Report

Ask a Question

I need help with...
--- please select one of the follow

Your comments/question

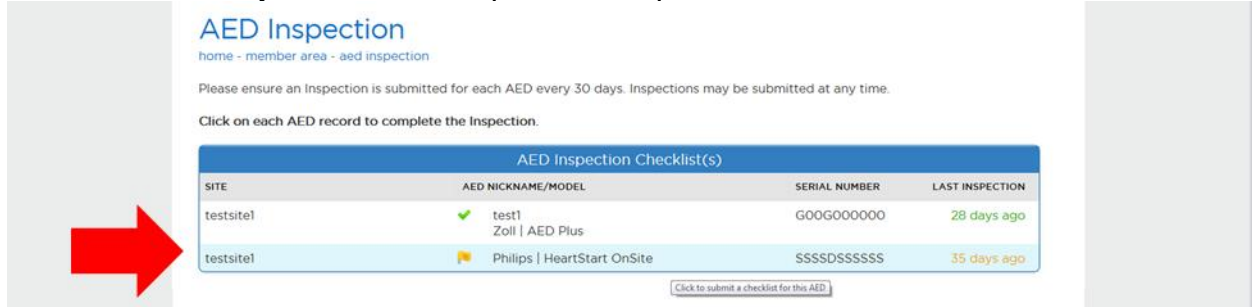
AED INSPECTION (highlighted with red arrow)

SUDDEN CARDIAC ARREST REPORT

MANAGE SITES

MANAGE AED'S

Click on the AED you want to complete an Inspection for



AED Inspection

home - member area - aed inspection

Please ensure an Inspection is submitted for each AED every 30 days. Inspections may be submitted at any time.

Click on each AED record to complete the Inspection.

SITE	AED NICKNAME/MODEL	SERIAL NUMBER	LAST INSPECTION
testsite1	test1 Zoll AED Plus	GOOG000000	28 days ago
testsite1	Philips HeartStart OnSite	SSSSSSSSSS	35 days ago

Click to submit a checklist for this AED

AED INSPECTION (highlighted with red arrow)

Continued on page 2.....

1. Ensure all boxes are checked off
2. Optional comments for your reference can be entered here, after the box is checked
3. Click submit to log your inspection

AED Inspection
home - member area - aed inspection

AED Nickname	AED Model	Serial Number	Site
---	Philips HeartStart OnSite	SSSSDSSSSSS	testsite1

A. AED

<input checked="" type="checkbox"/>	AED Readiness indicator displaying green or "OK".	07-06-2006	
<input checked="" type="checkbox"/>	AED pads or cartridge attached in unopened pouch and free of damage or foreign debris.	07-06-2006	
<input checked="" type="checkbox"/>	Battery Pack installed in AED	07-06-2006	
<input checked="" type="checkbox"/>	No "Errors" or "Alarms" noted.	07-06-2006	
<input type="checkbox"/>	Spare Pads in AED carrying case pouch or under cover. <input type="checkbox"/> Click here if not equipped.		
<input type="checkbox"/>	Pediatric Pads/Key/Switch Present. <input checked="" type="checkbox"/> Click here if not equipped.	07-06-2006	

B. RESPONDER KIT INCLUDES
Kit should include: Pocket mask or shield (1), Disposable Resuscitator (1), Razor (1), Scissors (1), Towel (1)

<input checked="" type="checkbox"/>	Kit Complete and attached to the AED		
-------------------------------------	--------------------------------------	--	--

C. ALARM BOX

<input type="checkbox"/>	Check Cabinet alarm and replace battery every 12 months. <input checked="" type="checkbox"/> Click here if not equipped.	07-06-2006	
--------------------------	---	------------	--

Submit Cancel

You will get confirmation the inspection has been submitted

SUCCESS: YOUR AED INSPECTION HAS BEEN SUBMITTED.

Submit Cancel

Your AED summary shows the inspection submitted today

AED Inspection
home - member area - aed inspection

Please ensure an Inspection is submitted for each AED every 30 days. Inspections may be submitted at any time.

Click on each AED record to complete the inspection.

AED Inspection Checklist(s)			
SITE	AED NICKNAME/MODEL	SERIAL NUMBER	LAST INSPECTION
testsite1	test1 Zoll AED Plus	GOOG000000	28 days ago
testsite1	Philips HeartStart OnSite	SSSSDSSSSS	today

END